

Specifications

Model	Z-33/18	
Measurements	Metric	US
Working height maximum*	12 m	38 ft 10 in
Platform height maximum	10 m	32 ft 10 in
Horizontal reach maximum	5.57 m	18 ft 3 in
Up and over clearance maximum	4.28 m	14 ft 1 in
▲ Platform length	0.76 m	2 ft 6 in
▲ Platform width	1.17 m	3 ft 10 in
▲ Height - stowed	1.98 m	6 ft 6 in
▲ Length - stowed	4.17 m	13 ft 8 in
▲ Width	1.50 m	4 ft 11 in
▲ Wheelbase	1.90 m	6 ft 3 in
▲ Ground clearance - center	15.20 cm	6 in

Productivity

Lift capacity	200 kg	440 lbs
Turntable rotation	400° non-continuous	
Turntable tailswing at counterweight	zero	
Turntable tailswing - riser up	0.15 m	5.2 in
Turntable tailswing - riser down	1.16 m	3 ft 10 in
Drive speed - stowed	5.2 km/h	3.2 mph
Gradeability - stowed***	30%	
Turning radius - inside	1.90 m	6 ft 3 in
Controls	24V DC proportional	
Tyres	56x23x44 cm	22x9x17 in

Power

Power source	48 V DC (eight 6 V X 8 batteries 350 Ah capacity)	
Drive system	48 V 3 phase AC	
Auxiliary power unit	24 V DC	
Hydraulic tank capacity	20.8 L	6 gal

Sound & Vibration Levels

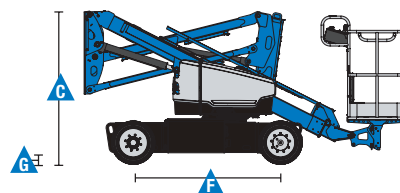
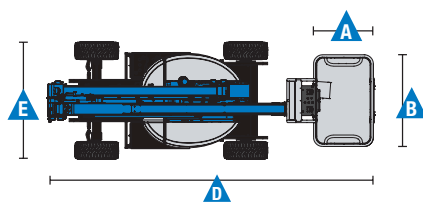
Sound pressure level (ground)	<70 dBA	
Sound pressure level (platform)	<70 dBA	
Vibration	<2.5 m/s ²	<8 ft 2 in/s ²

Weight****

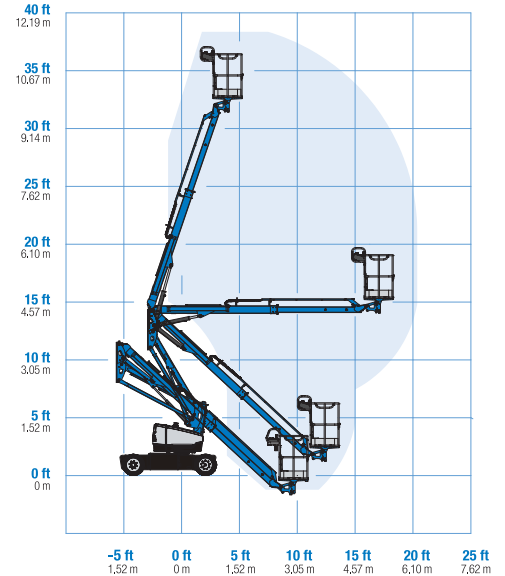
	3,665 kg	8,079 lbs
--	----------	-----------

Standards Compliance

AS 1418.10



Range Of Motion Z-33/18



* The metric equivalent of working height adds 2 m to platform height. U.S. adds 6 ft to platform height.

** In lift mode (platform raised), the machine is designed to operate on firm, level surfaces only.

*** Gradeability applies to driving on slopes. See operator's manual for details regarding slope ratings.

**** Weight will vary depending on options and/or country standards.

Features

Standard Features

Measurements

- 12 m (38 ft 10 in) working height
- 5.57 m (18 ft 3 in) horizontal reach
- 4.28 m (14 ft 1 in) up and over clearance
- Up to 200 kg (440 lbs) lift capacity

Productivity

- 1.50 m (4 ft 11 in) width
- 1.90 m (6 ft 3 in) inside turning radius
- Self-levelling platform
- Proportional joystick controls
- Thumb rocker steer
- Drive enable
- Horn
- Hour meter
- Tilt alarm
- Descent & travel alarms
- Flashing beacon
- 400° non-continuous turntable rotation
- Variable speed high efficiency hydraulic power unit
- AC electric drive system
- Traction control
- On board easy to understand diagnostics
- Certified load sensor

Power

- 48 V DC deep cycle battery pack
- 24 V DC auxiliary power
- Universal 30A battery smart charger
- Battery charge indicator
- Low battery voltage interrupt

Drive

- 2 x 4 Electric AC

Tyres

- Solid rubber non-marking
- Multi-surface tyres

Options & Accessories

Productivity

- Air line to platform
- 240 V power to platform
- Work light package
- Lockable platform control box cover



Auckland Head Office
6-10 Parkway Drive,
Mairangi Bay, Auckland
Phone: (+64) 09 443 2436
Email: sales@yrco.co.nz

Auckland, Mt Wellington
20L Sylvia Park Road,
Mt Wellington, Auckland
Phone: (+64) 09 553 5470
Email: salesmtwell@yrco.co.nz

Wellington
8 Broken Hill Road,
Porirua, Wellington
Phone: (+64) 04 212 2456
Email: saleswell@yrco.co.nz

Christchurch
20 Nga Mahi Road,
Sockburn, Christchurch
Phone: (+64) 03 341 6923
Email: saleschch@yrco.co.nz

YR Youngman
Richardson