


ABEL, YRPRO, Multiquip & IMER Concrete Mixers

Our range of portable and towable concrete mixers, including large capacity portable concrete site mixers, are easy to move and set up. They are ideal for mixing larger batches of concrete and mortar or other materials.




ABEL YRPRO Concrete Mixers



The ABEL YRPRO mixer has either a steel OR a polyethylene bowl as well as either petrol motor or electric. Both options are towable. These large capacity portable concrete site mixers are easy to move and set up, and are ideal for mixing larger batches of concrete and mortar or other materials. Durable, versatile, and reliable, the Abel YRPRO concrete mixer is ideal for the construction and hire industries.

Features:

- Strong durable easy-to-clean chassis designed for demanding on site applications
- Honda GX120 4Hp Petrol Engine or 240 volt Electric Motor
- Supplied complete with tow hitch and fully integrated lighting board with LED lights
- 3 large mixing paddles for enhanced mixing performance
- Cast-Iron ring gear and pinion with protection guard for safe operator usage.
- Mixing capacity 100 L
- Steel or Polyethylene bowl options
- Road Towable 90 km/hr



Easy Access Multiple Grease Points



Rear Tip-Over Protection



Honda GX120 Engine



Or Electric Option 240V Single Phase



LED Lights & Number Plate
Lights Standard



Simple Belt Tension System



Safety Chain & plug
Socket Standard



Polyethylene Bowl Option

Specifications:

MODEL	DRUM CONSTRUCTION	MAX. MIXING CAPACITY	ENGINE	SIZE	WEIGHT
YRA302TPB	Polyethylene	100L	Honda GX120 4Hp Petrol Engine or electric option	L 1.8m x W 1.3m x H 1.4m	134kg
YRA302TSB	Steel	100L	Honda GX120 4Hp Petrol Engine or electric option	L 1.8m x W 1.3m x H 1.4m	146kg



YRPRO Fast Mix 150 Concrete Mixer



The Fast Mix 150 concrete mixer is built with a reinforced drum, frame and opening. Manufactured in Europe, this model can withstand heavy usage and challenging work environments with reliability and power. Available in 240V single phase electric motor or Honda GX120 engine, this durable and versatile heavy-duty concrete mixer is ideal for the construction site and hire industries.

Features:

- Two large welded mixing paddles
- 240V Electric single phase electric motor OR
- Honda 120GX 4Hp engine
- Reinforced structure, drum and opening
- Work with or without a tripod
- Drum rotation without gear ring
- Strong, durable easy-to-clean chassis designed for demanding on-site applications



Honda engine option



Electric engine option



Foldable stand



Specifications:

MODEL	DRUM CONSTRUCTION	MAX. MIXING CAPACITY	ENGINE	SIZE	WEIGHT
FASTMIX150.E	Reinforced steel	90L	240V Single Phase Electric Motor	L 1300mm W 600mm H 940mm (on wheels)	67kg
FASTMIX150.GX120	Reinforced steel	90L	Honda GX120 Petrol 4 Hp Engine	L 1300mm W 600mm H 940mm (on wheels)	73kg

Multiquip Mix-N-Go



The Multiquip Mix N Go is durable, versatile and ideal for the Construction and Hire markets. Built with a polyethylene drum, a sturdy frame and pneumatic tyres to assist with moving the unit around a construction site. The polyethylene drum does not dent or rust therefore will give many years of reliable use. Comes complete with a stand and 240 volt electric motor.

Features:

- Replaceable blades bolted to the drum
- 3/4 HP, 240V single-phase electric motor
- Honda GX120 4Hp petrol engine option
- Job site convenience - uses standard household power
- Mixer stand allows drum to rotate 360 degrees
- New on/off switch protection - water-resistant and dust proof
- Pneumatic tires



Mixer stand rotates 360°



Foldable stand



Pneumatic tires



Specifications:

MODEL	DRUM CONSTRUCTION	MAX. MIXING CAPACITY	ENGINE	SIZE	WEIGHT
MC3PEA	Polyethylene	3.0 cu. ft. (85 L)	240V, 1ø Electric Motor, or Honda GX120 Petrol 4Hp engine	L 1219mm x W 584mm x H 964mm	62.6kg

IMER Concrete and Mortar Mixers



Large Capacity Road Towable Concrete Mixer


The IMER 345L road towable (or site towable), petrol-powered site concrete mixer has a large volume drum, special design of mixing paddles and low drum speed. This results in a uniform and well-blended mixture. Easy to use and higher productivity with less noise.

Features:

- Drum Capacity 345 L
- Road Towable 90 km/hr
- c/w Dual Coupling
- Removeable Draw Bar
- Poly Mud Guards with LED Lights fitted to Guards



Engine and engine cover



Dual coupling and removable draw bar – road towable to 90km/hr.



Gear box tilt system



4x Stabilising Feet

Specifications:

MODEL	DRUM CONSTRUCTION	MAX. MIXING CAPACITY	ENGINE	SIZE	WEIGHT
S350R.RT	Steel	280L	Honda GX160 5Hp	L 1920mm x W 1225mm x H 1600mm	232kg

Mortar Mixers

IMER mortar mixers are small in size, lightweight and ideal for mixing products that come in bags (The MIX120PLUS and MIX80 have grates with bag-breaker blades), especially where small quantities need to be mixed at each cycle.



MIX120PLUS



MIX80



MIXALL

Specifications:

MODEL	DRUM CONSTRUCTION	MAX. MIXING CAPACITY	ENGINE	SIZE	WEIGHT
MIX120PLUS - Mortar Mixer	Steel	90L	Single phase 230V/50Hz motor	L 842mm x W 745mm x H 1277mm	130kg
Model: MIX80 - Mortar Mixer	Steel	55L	Single phase 230V/50Hz motor	L 780mm x W 660mm x H 1238mm	106kg
MIXALL - Mortar Mixer	Polyethylene	47L	Single phase 230V/50Hz motor	L 630mm x W 580mm x H 795mm	30kg

PARTS AND SERVICE

We are proud of the back-up service we offer to customers.

The importance of stocking genuine spare parts for all the equipment we supply is a high company priority.

Auckland, Head Office
6-10 Parkway Drive,
Mairangi Bay,
Auckland
(+64) 09 443 2436
sales@yrco.co.nz

Auckland, Mt Wellington
20L Sylvia Park Road,
Mt Wellington,
Auckland
(+64) 09 553 5470
salesmtwell@yrco.co.nz

Waikato
3/31 Chafer Place,
Te Rapa,
Hamilton
(+64) 07 595 0245
saleswaikato@yrco.co.nz

Wellington
8 Broken Hill Road,
Porirua,
Wellington
(+64) 04 212 2456
saleswell@yrco.co.nz

Christchurch
20 Nga Mahi Road,
Sockburn,
Christchurch
(+64) 03 341 6923
saleschch@yrco.co.nz



YR Youngman Richardson