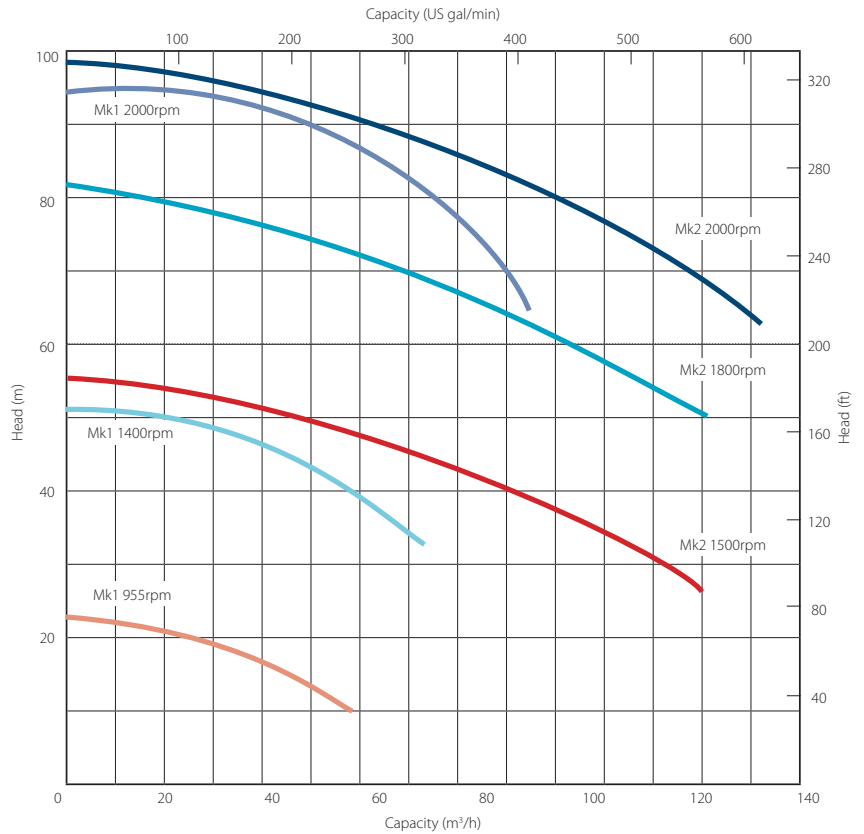


High head 'H' pump

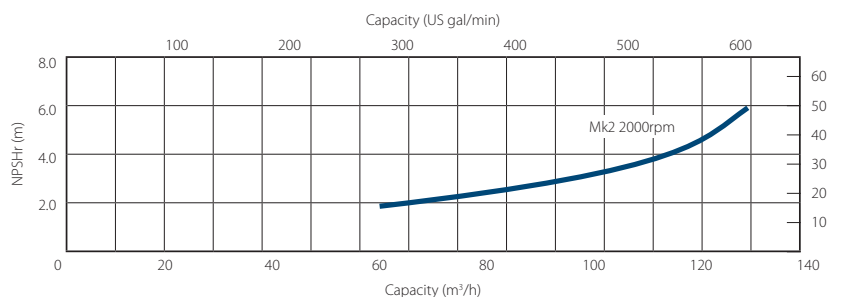
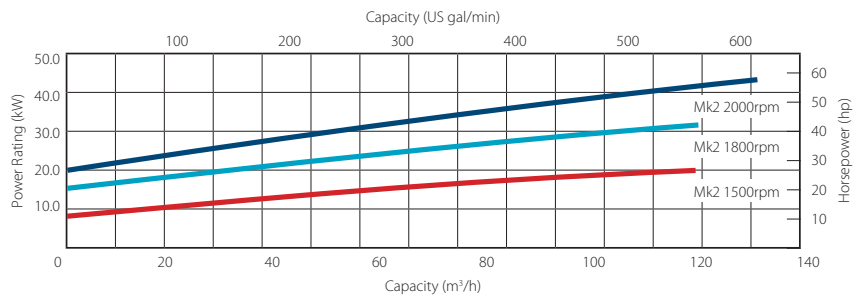
Pump end specification		Pt No. 1807001000
	Metric	US
Capacity	95 / 132 m ³ /hr	418 gpm
Total Head	95 / 98 m	312 ft
Max. Solids Size	19 / 29 mm	0.75 / 1.14 in
Self Priming Lift	8.8 m	28 ft
Air Handling	4.25 l/s	8.8 cfm
Selprime® Absorbs	2.2 kW	3 hp
Power Required	46 kW	61 hp
Pump Speed Max.	2000 rpm	2000 rpm
Pump Speed Min.	955 / 1400 rpm	955 / 1400 rpm
Impeller Type	Open	Open
Impeller Blades	3	3
Impeller Diameter	389 mm	15.3 in
Inlet Port	DN 80 PN6	3 PN6
Outlet Port	DN 80 PN16	3 PN6
Length	102 cm	40.0 in
Width	64 cm	25.5 in
Height	77 cm	30.5 in
Weight	330 kg	729 lb



Priming method - Selprime®

The unique original Selwood self priming system utilising a water tolerant diaphragm air pump. An environmentally friendly design that has none of the problems of oil vapour emissions and oil emulsification associated with other priming systems.

Pump end materials	
Pump Casing	Grade 14 Iron BS EN 1561:1997
Impeller	SGLron Grade 27/12 BS EN 1563:1997 BS EN 1564:1997
Wear Plates	Cast Iron BS2789 Grade 500/7
Shaft	EN10277-2-C40+C
NRV Body	Grade 14 Iron BS EN 1561:1997
Mechanical Seal	Sealide, Ceramic, Nitrile Rubber, AISI 302
Pump End Bearing	Deep Groove Ball
Drive End Bearing	Roller



High head 'H' pump builds

Our 'H Pumps' offer maximum performance and efficiency for high head, high pressure dewatering.

These efficient models offer total heads up to 158m, mechanical shaft sealing, Selprime® automatic self-priming and emission compliant engines. Ideal for high head and high pressure applications, they're simple to operate and maintain.

Our H Pumps are perfect for

- S** High head dewatering
- S** Pipeline testing & cleaning
- S** Water boosting



Standard builds	Mk1 - 4 Wheel Site*		Mk2 - Super Silent	
	Metric	US	Metric	US
Length	305 cm	120 in	231 cm	91 in
Width	134 cm	53 in	141 cm	56 in
Height	150 cm	59 in	173 cm	68 in
Dry Weight	1300 kg	2866 lb	1690 kg	3726 lb
Gross Weight	1450 kg	3197 lb	1875 kg	4134 lb
Sound Power	112 LWA		96 LWA	
Sound Pressure @ 1m (3ft)	92 db(A)		73 db(A)	
Sound Pressure @ 7m (23ft)	84 db(A)		65 db(A)	
Pump SAE Size	bare shaft		bare shaft	
Motor	Hatz 4L41C		Isuzu 4LE2X	
Emission Rating	EU Stage IIIA		EU Stage IIIB EPA Tier 4	
Engine / Motor Max Speed	2000 rpm		2000 rpm	
Fuel Tank Capacity.**	200 lt	53 US gal	219 lt	58 US gal
BEP - Fuel Consumption	6.8 lt/hr	1.5 US gal/hr	7 lt/hr	1.54 US gal/hr

*Open sets exclude fittings

** Fuel tank capacity can be increased with the addition of an auxiliary fuel tank.

Installation drawings are available upon request.

Optional extras

- | | |
|--------------------------------|----------------------------------|
| Training | Pump telemetry |
| Genuine parts | Oil drain kit |
| Valves / Fittings | Hose / pipework |
| Pump accessories | DOL panels |
| Tanks & filtration | Soft Start panels |
| Pipe stoppers | Variable speed drive panels |
| Auto stop/start control panels | Ultra-sonic level control panels |

