

Electric Slab Scissor Lifts

Genie® AUS GS™ -1432m & GS-1932m



Specifications

Models	GS-1432m		GS-1932m (Full Outdoor Height)	
Measurements	US	Metric	US	Metric
Working height max. - indoor ⁽¹⁾	20 ft 1 in	6.30 m	24 ft 2 in	7.55 m
Working height max. - outdoor ⁽¹⁾	18 ft	5.66 m	24 ft 3 in	7.55 m
A Platform height max. - indoor	14 ft 1 in	4.30 m	18 ft 3 in	5.55 m
A Platform height max. - outdoor	12 ft	3.66 m	18 ft 3 in	5.55 m
B Platform height - stowed	2 ft 6 in	0.77 m	2 ft 10 in	0.87 m
C Platform length - outside	4 ft 7 in	1.40 m	4 ft 7 in	1.40 m
C Platform length - outside, extended	6 ft 7 in	2.00 m	6 ft 7 in	2.00 m
Slide-out platform extension deck - length	2 ft	0.60 m	2 ft	0.60 m
D Platform width - outside	2 ft 6.5 in	0.78 m	2 ft 6.5 in	0.78 m
Guardrail height	3 ft 7 in	1.10 m	3 ft 7 in	1.10 m
Toeboard height	6 in	15 cm	6 in	15 cm
E Machine Height - stowed (fixed guardrails)	6 ft 2 in	1.88 m	6 ft 5 in	1.97 m
F Length machine - stowed (integrated ladder or w/out ladder)	4 ft 7 in	1.40 m	4 ft 7 in	1.40 m
Length machine - stowed, extended	6 ft 7 in	2.00 m	6 ft 7 in	2.00 m
G Width	32 in	0.81 m	32 in	0.81 m
H Wheelbase	3 ft 8 in	1.12 m	3 ft 8 in	1.12 m
I Ground clearance (center) - pothole guards retracted	2.8 in	7 cm	2.8 in	7 cm
I Ground clearance - pothole guards deployed	0.75 in	1.90 cm	0.75 in	1.90 cm

Productivity

	2/1		2/1	
Max. platform occupancy (in/out)	500 lb	227 kg	500 lb	227 kg
Lift capacity	250 lb	113 kg	250 lb	113 kg
Lift capacity - extension deck extended	14 ft 1 in	4.30 m	18 ft 2 in	5.55 m
Max. platform drive height	2.5 mph	4.0 km/h	2.5 mph	4.0 km/h
Drive speed - stowed	0.5 mph	0.8 km/h	0.5 mph	0.8 km/h
Drive speed - raised	25%/14°		25%/14°	
Gradeability - stowed ⁽²⁾	0/4 ft 6 in	0/1.37 m	0/4 ft 6 in	0/1.37 m
Turning radius - inside/outside	19/20 sec		26/20 sec	
Lifting speed - raise/lower	3°/1.5°		3°/1.5°	
Tilt sensor activation (front to back/side to side)	10×3 in	25.4×7.62 cm	10×3 in	25.4×7.62 cm
Tires - solid non-marking				

Power

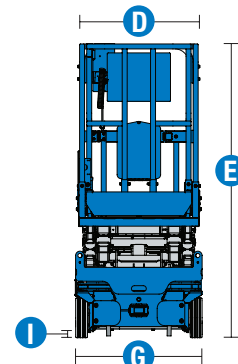
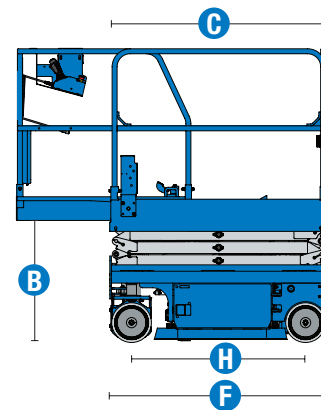
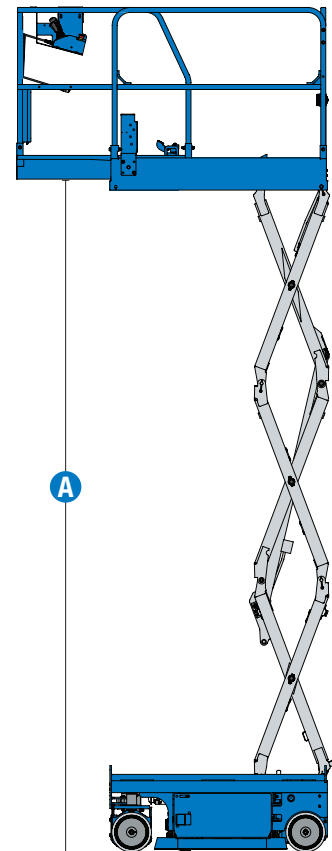
Power - AGM	24V DC (2×12V 115Ah)	24V DC (2×12V 115Ah)
Hydraulic tank capacity	1.5 gal 5.7L	1.5 gal 5.7L

Weight(4) and Floor Loading(5)

Weight	1,985 lb	900 kg	2,880 lb	1,306 kg
Weight max. (adding all possible options)	2,064 lb	936 kg	2,960 lb	1,343 kg
Tire load max.	937 lb	425 kg	1239 lb	562 kg
Tire contact pressure	143 psi	988 kPa	147 psi	1,014 kPa
Occupied floor pressure	203 psf	9.73 kPa	277 psf	13.24 kPa

Sound and Vibration Levels

Sound Pressure level (ground workstation)	< 70 dBA	< 70 dBA
Sound Pressure level (platform workstation)	< 70 dBA	< 70 dBA
Vibrations	< 8 ft 2 in/s ² < 2.5 m/s ²	< 8 ft 2 in/s ² < 2.5 m/s ²



(1) The metric equivalent of working height adds 2 m to platform height. US adds 6 ft to platform height.
 (2) Gradeability applies to driving on slopes and may vary depending on options and machine configurations. See operator's manual for details regarding slope ratings.
 (3) Subject to regional availability.
 (4) Weight refers to standard configuration and may vary depending on options and/or country standards.
 (5) Floor loading information is approximate and may vary depending on options and machine configurations. It should be used only with adequate safety factors.

Genie® AUS GS™ -1432m & GS-1932m

SKU: Standard Model

- **GS1432M1UE0023:** GS-1432m, E-Drive, Fixed rails

* Build to Order

SKU: Standard Model

- **GS1932M1UE0023:** GS-1932m, E-Drive, Fixed rails, Full Outdoor Height

Option availability		S	S+	BtO
Power	AGM Maintenance-free batteries	✓	✓	✓
	FLA flooded lead acid batteries		○	○
	Rear recessed charger receptacle	✓	✓	✓
Platform	Full Height Outdoor (GS-1932m)	✓	✓	✓
	Fixed rails, Half-height swing gate	✓	✓	✓
	Slide out extension deck	✓	✓	✓
	240Volt Power To Platform Kit		○	○
	EQSS Overwatch Smartlink		○	○
	Forming Platform Controls Smartlink GS	✓	✓	✓
	White Noise Alarm Kit		○	○
	Descent, tilt and motion alarm	✓	✓	✓
	Diamond plate platform deck	✓	✓	✓
	Dual LED flashing beacons	✓	✓	✓
	Electric horn	✓	✓	✓
	Lanyard attachment points	✓	✓	✓
	Platform load sense system	✓	✓	✓
	Proportional drive and lift	✓	✓	✓
	SmartLink dual zone control system on GS-1432m	✓	✓	✓
	SmartLink single zone control system on GS-1932m	✓	✓	✓
Chassis	Lift Connect Telematics		○	○
	Lift Connect with Access Manager upgrade		○	○
	Lift Tools Spill Guard (E-Drive)			○
	Wheel Chock Kit			○
	Auxiliary platform lowering	✓	✓	✓
	Driveable at full height	✓	✓	✓
	Dual front wheel sealed AC electric drive motors (E-Drive)	✓	✓	✓
	Electric brake release (E-Drive)	✓	✓	✓
	On board diagnostic system with battery charge indicator	✓	✓	✓
	Pothole protection	✓	✓	✓
	Rear fork pockets	✓	✓	✓
	Solid non-marking tires	✓	✓	✓
	Tech Pro Link connector	✓	✓	✓
	Tie-down and lifting points	✓	✓	✓

- S Standard
- S+ Standard +
- BtO Build to Order
- ✓ Standard Features
- Options



Compact Footprint



Lightweight



E-Drive



Genie Genuine Accessories⁽¹⁾

- Lift Guard Safety Tools
- Tech Pro Link Handheld Device
- Lift Tools Productivity Tools
- Lift Tools Access Deck

(1) More accessories available from Genie Genuine Parts.

Product specifications are subject to change without notice or obligation. Photographs and/or drawings herein are for illustrative purposes only. Refer to the appropriate Operator's Manual for instructions on proper equipment use. Failure to follow instructions in the Operator's Manual may result in serious injury or death. The only warranty applicable to our equipment is the standard written warranty applicable to the particular product and sale and we make no other warranty, express or implied. Products and services listed may be trademarks, service marks or trade names of Terex Corporation and/or their subsidiaries in the USA and many other countries. Terex, Genie, Quality By Design, Xtra Capacity, Lift Power, Lift Guard, Lift Tools, Lift Connect and Tech Pro Link are registered trademarks of Terex Corporation or its subsidiaries.

10/25

Auckland, Head Office
6-10 Parkway Drive,
Mairangi Bay,
Auckland
(+64) 09 443 2436
sales@yrco.co.nz

Auckland, Mt Wellington
20L Sylvia Park Road,
Mt Wellington,
Auckland
(+64) 09 553 5470
salesmtwell@yrco.co.nz

Waikato
3/31 Chafer Place,
Te Rapa,
Hamilton
(+64) 07 595 0245
saleswaikato@yrco.co.nz

Wellington
8 Broken Hill Road,
Porirua,
Wellington
(+64) 04 212 2456
saleswell@yrco.co.nz

Christchurch
20 Nga Mahi Road,
Sockburn,
Christchurch
(+64) 03 341 6923
saleschch@yrco.co.nz

4C+
CELEBRATING
OVER 40 YEARS
IN BUSINESS

**YR Youngman
Richardson**