

ELECTRIC ARTICULATING BOOM LIFTS AB10ERJN(AB320ERJN)

Compliant with CE/ANSI/CSA/AS/EAC standards



PRODUCT HIGHLIGHTS

Electric Control System

- Sinoboom family control system (Rexroth, ground and platform), compliant with ISO13849 PLd, safe and reliable
- Electric emergency operation on both ground and platform controller
- Excellent HMI experience

Compact Design

- With only 1.19m(3'11") narrow chassis and 1.99m(6'6") stowed height, zero tailswing, suitable for confined spaces



Energy Saving & Environment Friendly

- Gravity lower technology and maintenance free battery, green and zero emissions

Standard Features		
Hydraulic platform leveling	5-in display screen	2WD × 2WS
Proportional control	Automotive-grade sleeves for all pipes	Emergency lowering system
Manual storage box	Max tilt rating to 3°	Battery isolator
Tilt protection system	White noise alarm	Emergency stop system
Flashing beacon	Secondary guarding device	Fault diagnosis system
Solid non-marking tires	Telematics-ready connector	
Options & Accessories		
AC power to platform		
Platform work light		

SINOBOOM™

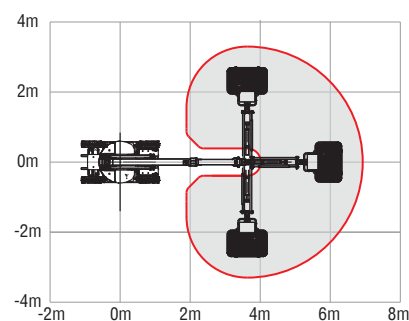
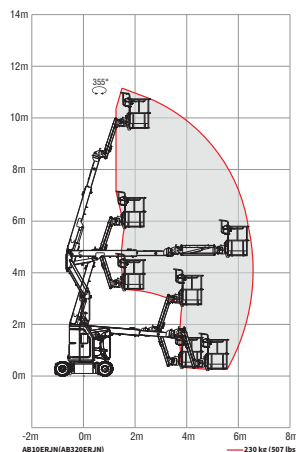
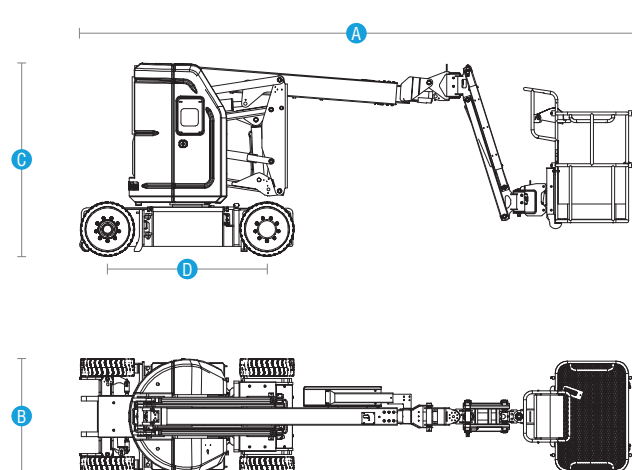
PARTNERS IN ACCESS™

SINOBOOM.COM | SALES@SINOBOOM.COM
32-34 Marni Street, Dandenong South, VIC Australia 3175

ELECTRIC ARTICULATING BOOM LIFTS AB10ERJN(AB320ERJN)

Compliant with CE/ANSI/AS/CSA/EAC standards

Model	AB10ERJN(AB320ERJN)
Dimensions	
Max Platform Height	9.62 m (31'7")
Max Working Height	11.62 m (38'1")
Max Horizontal Reach	6.3 m (20'8")
Max Up and Over Clearance	4.63 m (15'2")
A Stowed Length	5.72 m (18'9")
B Stowed Width	1.19 m (3'11")
C Stowed Height	1.99 m (6'6")
D Wheelbase	1.65 m (5'5")
Ground Clearance (Pothole Guard Stowed/Deployed)	0.09 m/0.03 m (3"/1.1")
Platform Size (L×W×H)	1.15 m×0.76 m×1.1 m (45.3"×30"×43.3")
Performance	
Max Platform Capacity	230 kg (507 lbs)
Max Platform Occupants	2 persons
Drive Speed (Stowed)	0~5 km/h (0~3.1 mph)
Drive Speed (Raised)	0~0.8 km/h (0~0.5 mph)
Gradeability	35%
Turntable Rotation	355° non-continuous
Platform Rotation	180°
Jib Length	1.42 m (4'8")
Horizontal Jib Rotation	180°
Vertical Jib Rotation	145° (Up +73° Down -72°)
Tilt Rating	3°
Turning Radius (Inside/Outside)	1.7 m/3.25 m (5'7"/10'8")
Turntable Tail-swing	0 m
Max Allowable Side Force	400 N (90 lbf)
Max Allowable Wind Speed	12.5 m/s (28 mph)
Tire Spec/Type	22×7×17.75" (Solid non-marking)
Power	
Drive×Steer	2 WD × 2 WS
Batteries	48 V, 330 Ah (Lead acid battery)
Hydraulic Tank Capacity	20 L (4.4 gal(UK)/5.3 gal(US))
System Voltage	12 V DC
Weight	
Weight	6,760 kg (14,903 lbs)
Standards Compliance	CE/ANSI/AS/CSA



Auckland, Head Office
6-10 Parkway Drive,
Mairangi Bay,
Auckland
(+64) 09 443 2436
sales@yrco.co.nz

Auckland, Mt Wellington
20L Sylvia Park Road,
Mt Wellington,
Auckland
(+64) 09 553 5470
salesmtwell@yrco.co.nz

Waikato
3/31 Chafer Place,
Te Rapa,
Hamilton
(+64) 07 595 0245
saleswaikato@yrco.co.nz

Wellington
8 Broken Hill Road,
Porirua,
Wellington
(+64) 04 212 2456
saleswell@yrco.co.nz

Christchurch
20 Nga Mahi Road,
Sockburn,
Christchurch
(+64) 03 341 6923
saleschch@yrco.co.nz

4C+
CELEBRATING
OVER 40 YEARS
IN BUSINESS

**YR Youngman
Richardson**