

Electric Slab Scissor Lifts

## Genie® GS™ -4655



## Specifications

Models	GS-4655	
Measurements	US	Metric
Working height max. - indoor <sup>(1)</sup>	51 ft 9 in	15.95 m
Working height max. - outdoor <sup>(1)</sup>	27 ft 6 in	8.55 m
<b>A</b> Platform height max. - indoor	45 ft 9 in	13.95 m
<b>A</b> Platform height max. - outdoor	21 ft 6 in	6.55 m
<b>B</b> Platform height - stowed	5 ft 5 in	1.64 m
<b>C</b> Platform length - outside	9 ft 4 in	2.84 m
<b>C</b> Platform length - outside, extended	13 ft 4 in	4.10 m
Slide-out platform extension deck - length	4 ft	1.22 m
<b>D</b> Platform width - outside	4 ft 5 in	1.35 m
Guardrail height	3 ft 7.3 in	1.10 m
Toeboard height	6 in	15 cm
<b>E</b> Machine Height - stowed (folding rails up)	9 ft 1 in	2.77 m
Machine Height - stowed (rails lowered)	6 ft 6 in	1.98 m
<b>F</b> Length machine - stowed (with ladder)	10 ft 2 in	3.11 m
Length machine - stowed, extended	14 ft 2 in	4.33 m
<b>G</b> Width	4 ft 7 in	1.40 m
<b>H</b> Wheelbase	8 ft 1 in	2.47 m
<b>I</b> Ground clearance (center) - pothole guards retracted	5.9 in	15 cm
<b>I</b> Ground clearance - pothole guards deployed	0.75 in	2 cm

## Productivity

Max. platform occupancy (in/out)	3/2	
Lift capacity	770 lb	350 kg
Lift capacity - extension deck extended	300 lb	136 kg
Max. platform drive height	45 ft 9 in	13.95 m
Drive speed - stowed	2.5 mph	4.0 km/h
Drive speed - raised	0.5 mph	0.8 km/h
Gradeability - stowed <sup>(2)</sup>	25 %	
Turning radius - inside/outside	12 in/10 ft	31 cm/3.05 m
Lifting speed - raise/lower	92/58 sec	
Tilt sensor activation (front to back/side to side)	3° / 1.5°	
Tires - solid non-marking	15×5 in	38×13 cm

## Power

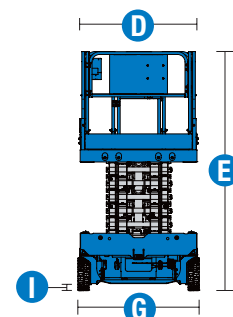
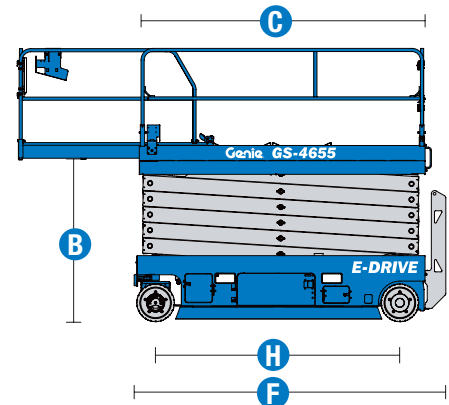
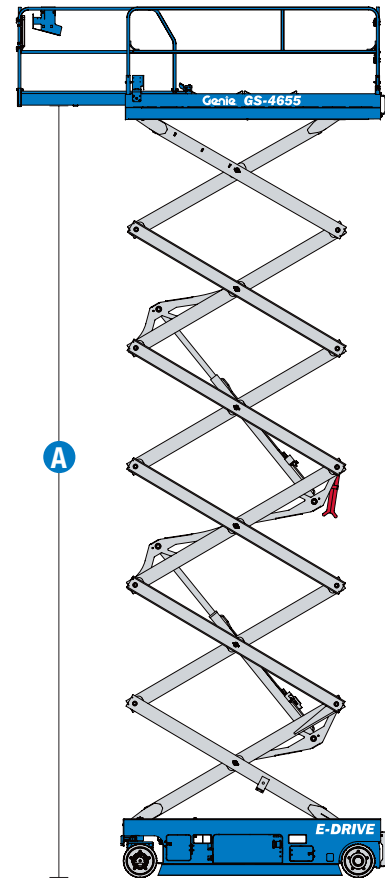
Power - FLA <sup>(3)</sup>	24V DC (4×12V 300Ah)	
Power - AGM	24V DC (4×12V 290Ah)	
Hydraulic tank capacity	7.5 gal	28.4 L

Weight<sup>(4)</sup> and Floor Loading<sup>(5)</sup>

Weight	8,160 lb	3,701 kg
Weight max. (adding all possible options)	8,160 lb	3,701 kg
Tire load max.	3,682 lb	1,670 kg
Tire contact pressure	210 psi	1,451 kPa
Occupied floor pressure	205 psf	9.81 kPa

## Sound and Vibration Levels

Sound Pressure level (ground workstation)	< 70 dBA	
Sound Pressure level (platform workstation)	< 70 dBA	
Vibrations	< 8 ft 2 in/s <sup>2</sup>	< 2.5 m/s <sup>2</sup>



- (1) The metric equivalent of working height adds 2 m to platform height. US adds 6 ft to platform height.  
 (2) Gradeability applies to driving on slopes and may vary depending on options and machine configurations. See operator's manual for details regarding slope ratings.  
 (3) Subject to regional availability.  
 (4) Weight refers to standard configuration and may vary depending on options and/or country standards.  
 (5) Floor loading information is approximate and may vary depending on options and machine configurations. It should be used only with adequate safety factors.

# Genie® GS™-4655

## SKU: Standard Model

• **GS4655E1UE0005:** GS-4655, E-Drive

\* Build to Order

Option availability		S	S+	BtO
Power	AGM Maintenance-free batteries	✓	✓	✓
	Battery Maintenance-Free Kit			○
	Rear recessed charger receptacle	✓	✓	✓
Platform	Folding rails, Full-height swing gate	✓	✓	✓
	Slide out extension deck	✓	✓	✓
	240Volt Power To Platform Kit		○	○
	EQSS Overwatch Smartlink		○	○
	Forming Platform Controls Smartlink GS	✓	✓	✓
	White Noise Alarm Kit		○	○
	Descent, tilt and motion alarm	✓	✓	✓
	Diamond plate platform deck	✓	✓	✓
	Dual LED flashing beacons	✓	✓	✓
	Electric horn	✓	✓	✓
	Lanyard attachment points	✓	✓	✓
	Platform load sense system	✓	✓	✓
	Proportional drive and lift	✓	✓	✓
	SmartLink dual zone control system	✓	✓	✓
Chassis	Lift Connect Telematics		○	○
	Lift Connect with Access Manager upgrade		○	○
	Wheel Chock Kit			○
	Auxiliary platform lowering	✓	✓	✓
	Driveable at full height	✓	✓	✓
	Dual front wheel sealed AC electric drive motors	✓	✓	✓
	Electric brake release (E-Drive)	✓	✓	✓
	On board diagnostic system with battery charge indicator	✓	✓	✓
	Pothole protection	✓	✓	✓
	Side and rear fork pockets	✓	✓	✓
	Solid non-marking tires	✓	✓	✓
	Tech Pro Link connector	✓	✓	✓
	Tie-down and lifting points	✓	✓	✓

- S Standard
- S+ Standard +
- BtO Build to Order
- ✓ Standard Features
- Options




Indoor & Outdoor Use



Max. Lift Capacity



E-Drive



## Genie Genuine Accessories<sup>(1)</sup>

- Lift Tools Work Tray
- Lift Tools Productivity Tools
- Lift Guard Safety Tools
- Tech Pro Link Handheld Device

(1) More accessories available from Genie Genuine Parts.

Product specifications are subject to change without notice or obligation. Photographs and/or drawings herein are for illustrative purposes only. Refer to the appropriate Operator's Manual for instructions on proper equipment use. Failure to follow instructions in the Operator's Manual may result in serious injury or death. The only warranty applicable to our equipment is the standard written warranty applicable to the particular product and sale and we make no other warranty, express or implied. Products and services listed may be trademarks, service marks or trade names of Terex Corporation and/or their subsidiaries in the USA and many other countries. Terex, Genie, Quality By Design, Xtra Capacity, Lift Power, Lift Guard, Lift Tools, Lift Connect and Tech Pro Link are registered trademarks of Terex Corporation or its subsidiaries.

08/25

**Auckland, Head Office**  
6-10 Parkway Drive,  
Mairangi Bay,  
Auckland  
(+64) 09 443 2436  
sales@yrco.co.nz

**Auckland, Mt Wellington**  
20L Sylvia Park Road,  
Mt Wellington,  
Auckland  
(+64) 09 553 5470  
salesmtwell@yrco.co.nz

**Waikato**  
3/31 Chafer Place,  
Te Rapa,  
Hamilton  
(+64) 07 595 0245  
saleswaikato@yrco.co.nz

**Wellington**  
8 Broken Hill Road,  
Porirua,  
Wellington  
(+64) 04 212 2456  
saleswell@yrco.co.nz

**Christchurch**  
20 Nga Mahi Road,  
Sockburn,  
Christchurch  
(+64) 03 341 6923  
saleschch@yrco.co.nz

**4C+**  
CELEBRATING  
OVER 40 YEARS  
IN BUSINESS

**YR Youngman  
Richardson**