

# Genie® Z<sup>®</sup>-30/20N RJ

## Specifications

Models	Z-30/20N RJ	
Measurements	US	Metric
Working height max. <sup>(1)</sup>	35 ft 2 in	10.89 m
Platform height max.	29 ft 2 in	8.89 m
Horizontal reach max.	20 ft 6 in	6.25 m
Up and over clearance max.	12 ft 8 in	3.86 m
<b>A</b> Platform length	2 ft 6 in	0.76 m
<b>B</b> Platform width	3 ft 10 in	1.17 m
<b>C</b> Height - stowed	6 ft 6.5 in	2.00 m
<b>D</b> Length - stowed	17 ft 5 in	5.31 m
<b>E</b> Storage height	7 ft 4 in	2.24 m
<b>F</b> Storage length	12 ft	3.66 m
<b>G</b> Width (Tires)	3 ft 11 in	1.19 m
<b>H</b> Wheelbase	5 ft 2 in	1.58 m
<b>I</b> Ground clearance - center	3.5 in	0.09 m

## Productivity

Lift capacity max. - unrestricted	500 lb	227 kg
Platform rotation	180°	
Jib length	4 ft	1.22 m
Vertical jib rotation	139°	
Horizontal jib rotation	180°	
Turntable rotation	355°	
Turntable tailswing	0 in	0 cm
Drive speed - stowed <sup>(2)</sup>	3.0 mph	4.8 km/h
Drive speed - raised	0.68 mph	1.1 km/h
Gradeability - stowed <sup>(2)</sup>	35%	
Tilt sensor activation (front to back/side to side)	2.5° - 4.5° / 4.5°	
Turning radius - inside/outside	5 ft 5 in / 10 ft 7 in	1.65 m / 3.23 m
Tires (solid, non-marking)	22×7×17.75 in	56×18×45 cm

## Power

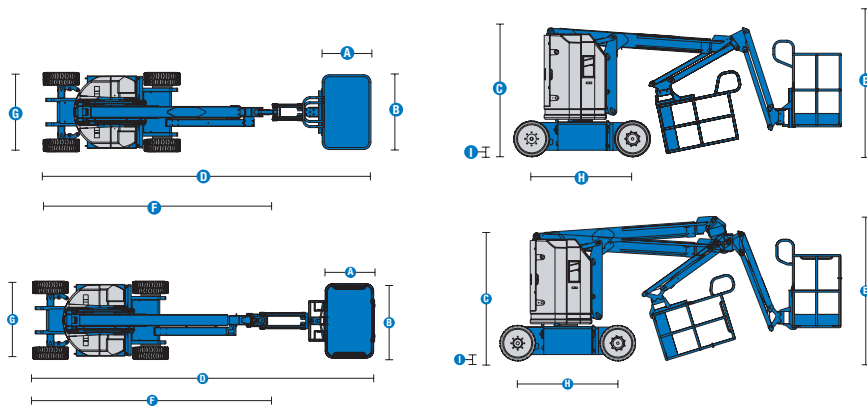
Power	48V DC (8×6V 350Ah)
Auxiliary power unit	24V DC
Hydraulic tank capacity	4 gal 15.1 L

## Weight<sup>(3)</sup> and Floor Loading<sup>(4)</sup>

Weight	14,562 lb	6,605 kg
Tire contact pressure	103 psi	710 kPa
Occupied floor pressure (tires)	537 psf	25.71 kPa

## Sound and Vibration Levels

Sound Pressure level (ground workstation)	< 70 dBA
Sound Pressure level (platform workstation)	< 70 dBA
Vibrations	8 ft 2 in/s <sup>2</sup> 2.5 m/s <sup>2</sup>



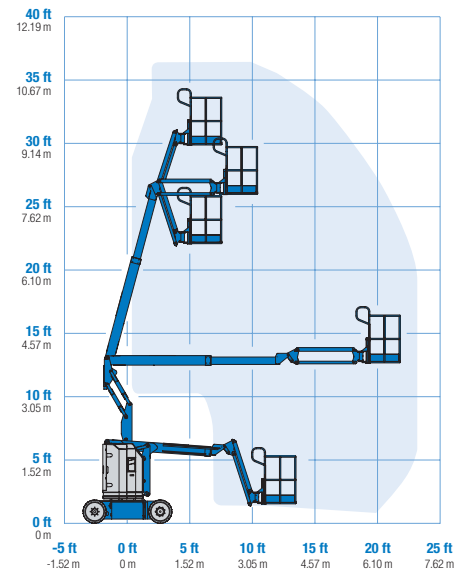
(1) The metric equivalent of working height adds 2 m to platform height. The imperial equivalent adds 6 ft to platform height.

(2) Gradeability applies to driving on slopes and may vary depending on options and machine configurations. See operator's manual for details regarding slope ratings.

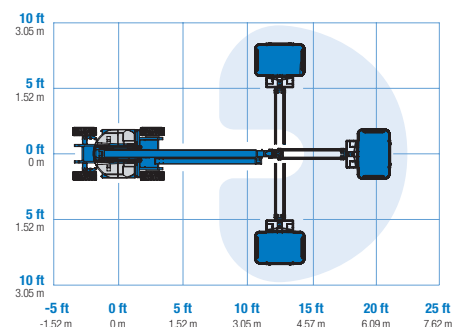
(3) Weight refers to standard configuration and may vary depending on options and/or country standards.

(4) Floor loading information is approximate and may vary depending on options and machine configurations. It should be used only with adequate safety factors.

## Range of motion Z-30/20N RJ



## Jib range of motion Z-30/20N RJ



# Genie® Z®-30/20N RJ

## SKU: Standard Model

- Z-30/20N RJ, DC Power, 2WD\*

\* Build to Order

Option availability		S	S+	BtO
Power	Standard FLA flooded lead acid battery			✓
	AGM Maintenance-free batteries			○
	Battery Isolation Kit			○
	Low voltage interrupt (LVI) with battery charge indicator (BCI)			✓
Platform	3ft 10in/1.17m steel platform			✓
	Thumb rocker steering			✓
	240Volt Power To Platform Kit			○
	Airline to Platform			○
	Control box covers (Ground and Platform)			○
	Harness Container Double			○
	Harness Container Single Kit			○
	Harness Fall Arrest Lanyard			○
	LED Flashing Beacon			○
	Light Package: drive and work lights			○
	Platform Worklights			○
	White Noise Alarm Kit			○
	4ft/1.2m Jib			✓
	AC Power cord to platform			✓
	Drive enable system			✓
	Horn			✓
	Lift Guard Contact Alarm			✓
	Platform Control Box Cover Kit			✓
	Platform level cutout			✓
	Platform load sense system			✓
	Proportional controls			✓
	Self-leveling platform			✓
	Travel alarm package: flashing beacons, descent, travel and tilt alarms			✓
Chassis	Telematics-Ready			✓
	Lift Connect Telematics			○
	Lift Connect with Access Manager upgrade			○
	Solid, non-marking tyres			✓
	Drive Lights			○
	Wheel Chock Kit			○
	Wheel Nut Indicator			○
	2 wheel steering			✓
	Chassis tilt drive function cut-out			✓
	Dual parallelogram lift linkage			✓
	Electric brake release			✓
	Hour meter			✓
	Tech Pro Link connector			✓
	Zero tail swing			✓

- S Standard
- S+ Standard +
- BtO Build to Order
- ✓ Standard Features
- Options



Zero Tailswing



Narrow Access



Rotating Jib



### Genie Genuine Accessories<sup>(1)</sup>

- Lift Tools Productivity Tools
- Lift Connect Telematics
- Tech Pro Link Handheld Device

(1) More accessories available from Genie Genuine Parts.

Product specifications are subject to change without notice or obligation. Photographs and/or drawings herein are for illustrative purposes only. Refer to the appropriate Operator's Manual for instructions on proper equipment use. Failure to follow instructions in the Operator's Manual may result in serious injury or death. The only warranty applicable to our equipment is the standard written warranty applicable to the particular product and sale and we make no other warranty, express or implied. Products and services listed may be trademarks, service marks or trade names of Terex Corporation and/or their subsidiaries in the USA and many other countries. Terex, Genie, Quality By Design, Xtra Capacity, Lift Power, Lift Guard, Lift Tools, Lift Connect and Tech Pro Link are registered trademarks of Terex Corporation or its subsidiaries.

05/24

**Auckland, Head Office**  
6-10 Parkway Drive,  
Mairangi Bay,  
Auckland  
(+64) 09 443 2436  
sales@yrco.co.nz

**Auckland, Mt Wellington**  
20L Sylvia Park Road,  
Mt Wellington,  
Auckland  
(+64) 09 553 5470  
salesmtwell@yrco.co.nz

**Waikato**  
3/31 Chafer Place,  
Te Rapa,  
Hamilton  
(+64) 07 595 0245  
saleswaikato@yrco.co.nz

**Wellington**  
8 Broken Hill Road,  
Porirua,  
Wellington  
(+64) 04 212 2456  
saleswell@yrco.co.nz

**Christchurch**  
20 Nga Mahi Road,  
Sockburn,  
Christchurch  
(+64) 03 341 6923  
saleschch@yrco.co.nz

