

LS150TF-30D



SELWOOD

WORKDRY
INTERNATIONAL



SURFACE MOUNTED PUMP

Max Capacity	320 m ³ /hr	m ³ /hr
Max Head	23 m	m
Solid Handling	100 mm	mm
Rated System Power	30 kW	kW

SELWOOD

www.selwood.co.uk

UK Rental
03330 142000

UK Sales
023 8025 0137

International Sales
+44 23 8025 0137

Head Office Bournemouth Road, Chandler's Ford, Eastleigh, Hampshire, SO53 3ZL T 023 8026 6311 E info@selwood.co.uk

Perfect Solution

Manufactured at our state-of-the-art factory in the UK, the compact pump is designed to offer exceptional performance in demanding conditions. It's the perfect fit for simple or complex projects such as construction, infrastructure and within the water industry.



Excellent Efficiency

Three-cylinder Stage V engine for optimal efficiency .



Integrated Control

State of the art control with integrated sensor and telematics options..




Compact design

Small footprint and product stacking reducing yard and site footprint.




Time-saving maintenance

Integrated oil drain kit and easy access for quick servicing. Sliding pump mounting plate for pump end eliminating the need for any lifting equipment.



Safe Handling

Four point and single point lifting opti



SELWOOD

www.selwood.co.uk

UK Rental
03330 142000

UK Sales
023 8025 0137

International Sales
+44 23 8025 0137

Head Office Bournemouth Road, Chandler's Ford, Eastleigh, Hampshire, SO53 3ZL. T 023 8026 6311 E info@selwood.co.uk

Versatile all-rounder

Our 'S Range' pumps are the market-leader when it comes to solids handling.

The vortex-flow design (Seltorque®), SelPrime® automatic self-priming, emission compliant engines and ease of operation means trouble-free pumping of

- raw and unscreened sewage
- sludge or slurry
- water with fine and large solids
- water containing rags and fibres



Priming method - Selprime®

Often copied but never bettered, the unique original Selwood self priming system utilising a water tolerant diaphragm air pump. An environmentally friendly design that has none of the problems of oil vapour emissions and oil emulsification associated with other priming systems.

Reducing environmental impact


We are committed to reducing our environmental impact by producing the most efficient equipment we can.

All Selwood Eco pumps can run on hydrotreated vegetable oil (HVO) fuel as an alternative to diesel.



Super Silent units include

- Among the quietest pumps on the market.
- Enhanced canopy design for improved noise reduction and durability.
- Auto stop/start functionality (Diesel & Integrated Control) for efficient, demand-based operation.
- Integrated oil drain and bulk fuel kits.
- Remote engine monitoring (Diesel) for advanced control and diagnostics.



LS150TF-30D

Pump Model	LS150TF-30D
Drive Type	Cat C1.7 (36kW)
Chassis Type	Medium SuperSilent

Pump End Specifications

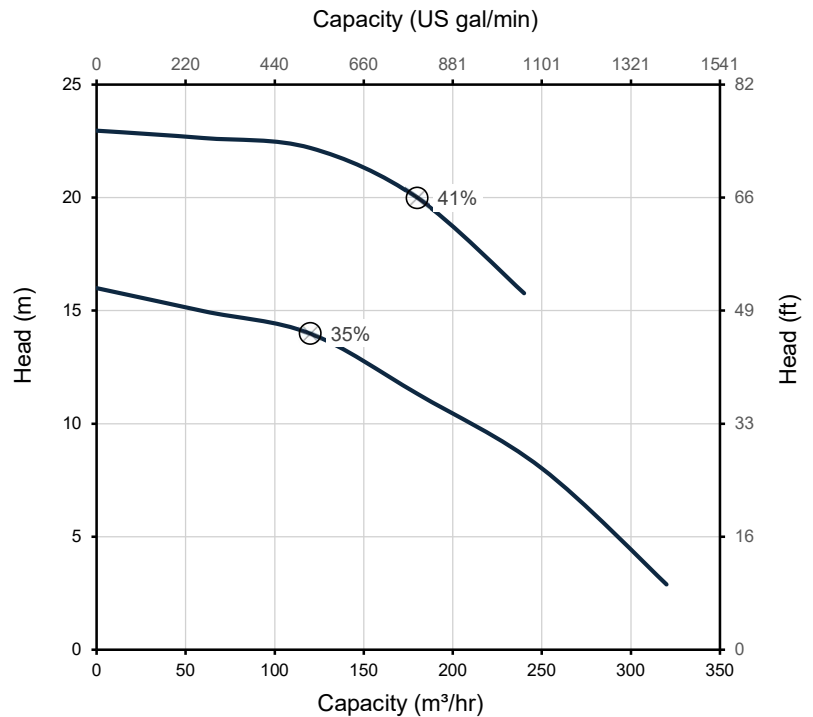
	Metric	US
Max Capacity	320 m³/hr	1152 gpm
Max Head	23 m	74 ft
Solid Handling	100 mm	4 in
Self Priming Lift	8.8 m	28 ft
Air Handling	24 l/s	50 cfm
Selprime® Absorbs	8.8 kW	12 hp
Rated System Power	30 kW	40 hp
Min - Max Rated Speed	1500 RPM	1800 RPM
Impeller Type	Vortex	
Impeller Diameter	217 mm	9 in
No. Blades	6	
Discharge x Suction	150 mm x 150 mm	6 in x 6 in

Build Specifications

	Metric	US
Gross Weight	1700 kg	3740 lb
Useable Fuel Capacity	242 lt	64 US gal
Noise Level 1m	74 dB(A)	
Noise Level 7m	60 dB(A)	
Noise Level 10m	54 dB(A)	

Engine Specifications

	Metric	US
RPM of Max Torque	1600 RPM	
After-Treatment	DOC+DPF	
Emission Rating	Stage V	Tier 4 Final
SFC	220 g/kWh	162 g/hp-h
Fuel Consumption	8 lt/h	2 gal/h
Consumption @ BEP	6 lt/h	1.6 gal/h
Drive Load @ BEP	83%	
Adblue Capacity	NA	NA

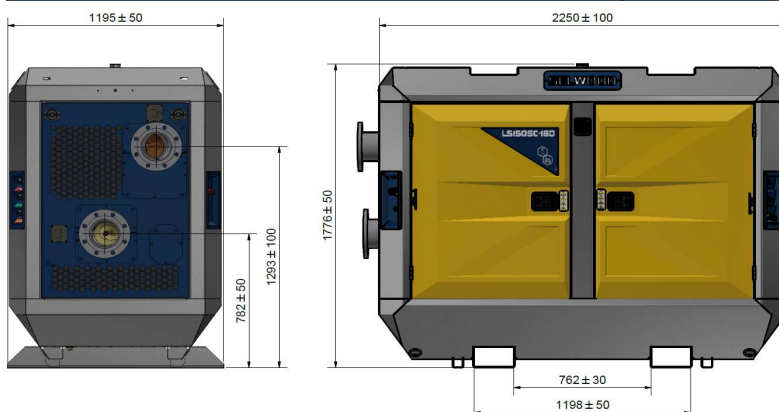


Curves to test standard ISO 9906.

Material Specifications

Pump Casing	Grey Iron BSEN 1561 Grade EN-GJL-200
Impeller	Cast Iron BSEN 1563 Grade EN-GJS-450-10
Wear Plates	NA
Shaft	Steel BS EN 10277 Grade C40+C
NRV Body	Grey Iron BSEN 1561 Grade EN-GJL-200
Mechanical Seal	SiC / SiC
Pump End Bearing	Ball
Drive End Bearing	Cylindrical Roller

Canopy Specifications



Sizes may vary dependant upon options fitted.



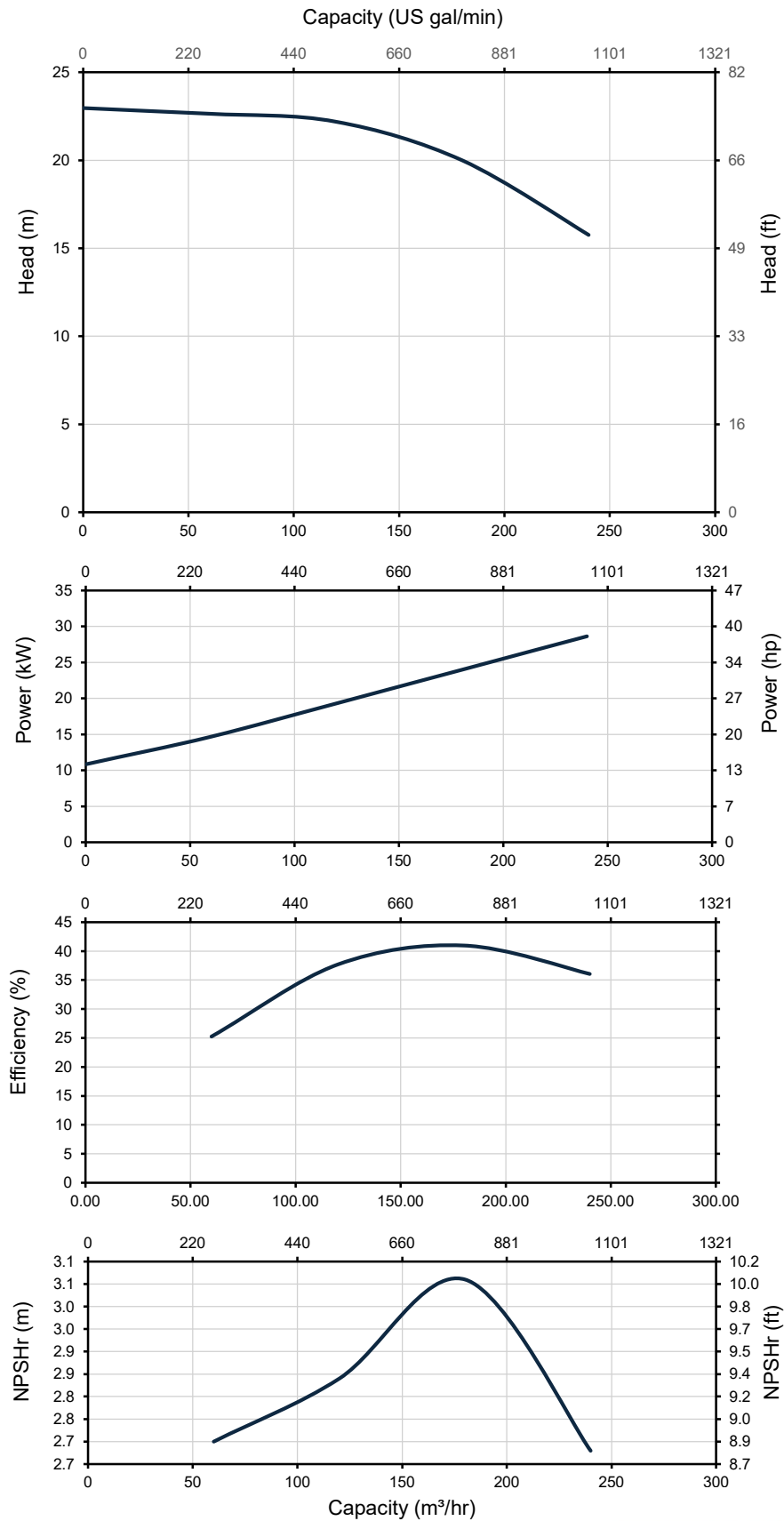
SELWOOD

www.selwood.co.uk

LS150TF-30D

Performance Curves @ 1800 RPM

Curves to test standard ISO 9906.



SELWOOD

www.selwood.co.uk

Features, options and accessories

Pump features and options

Description	Diesel	Electric	Electric (with VFD)
Galvanised corrosion free canopy	•	•	•
Robust plastic doors	•	•	•
Selprime® self priming system	•	•	•
Fully bunded unit eliminating spills	•	•	•
Four point lifting	•	•	•
Single point lifting	○	○	○
Forklift pockets	•	•	•
Product stacking	•	•	•
EU Stage V efficient diesel engine	•		
U.S. EPA Tier 4 Final efficient diesel engine	○		
LRC diesel engine	○		
IE3 efficient electric motor		•	•
IE4 efficient electric motor (75kW and above)		•	•
Sliding pump mounting frame for quick servicing	○	○	○
Interior lighting pack	○		○
Exterior lighting pack	○		○
Auto start stop system	•		•
Two float switches	•		•
Key access	•	•	•
Rpm control via HMI	Curves to test		•
LCD display	•		•
300l fuel tank (80 US Gallon)	•		
12v electrical system	•		•
Battery isolator switch	•		•
Oil servicing module	•	•	•
Remote fuel connections	•		
CAT Telematics	•		
Selwatch Telematics	○		○

Standard and optional equipment may vary by country, so please consult your Selwood representative for details.



Accessories

Description	Diesel	Electric	Electric (with VFD)
Discharge connections	○	○	○
Suction connections	○	○	○
Strainers	○	○	○
Trailers (up to 3,500kg gross)	○	○	○
Flow meters	○	○	○
Valves	○	○	○
Suction Hose	○	○	○
Discharge Hose	○	○	○
Drip Trays	○	○	○
Road ramps	○	○	○
Fuel Cubes	○		

Aftersales service and support

Supplier for parts, spares and accessories

Dedicated customer help desk

Dedicated service department

Onsite servicing and support

Training options available

2 Year limited warranty

The Selwood limited warranty covers years or operating hours whichever occurs first. For more details please consult the Selwood Warranty Statement.

Auckland, Head Office
6-10 Parkway Drive,
Mairangi Bay,
Auckland
(+64) 09 443 2436
sales@yrco.co.nz

Auckland, Mt Wellington
20L Sylvia Park Road,
Mt Wellington,
Auckland
(+64) 09 553 5470
salesmtwell@yrco.co.nz

Waikato
3/31 Chafer Place,
Te Rapa,
Hamilton
(+64) 07 595 0245
saleswaikato@yrco.co.nz

Wellington
8 Broken Hill Road,
Porirua,
Wellington
(+64) 04 212 2456
saleswell@yrco.co.nz

Christchurch
20 Nga Mahi Road,
Sockburn,
Christchurch
(+64) 03 341 6923
saleschch@yrco.co.nz

4C+
CELEBRATING
OVER 40 YEARS
IN BUSINESS

**YR Youngman
Richardson**